

Assignment 8 Date 28/1/22 sub: Mathematics


Class 2

Teacher Kalpana Bawa






Chapter Data Handling

Q1: Look at the the pictures and complete the table given below:







## Complete the Data



1) Complete the data table

4				
				
strawberry	cherries	banana	pear	watermelon

Q2 : Calculate complete the pictographs and answer the following questions:

Number of cakes sold at the cake sale  = 2		Total
Monday		
Tuesday		
Wednesday		
Thursday		
Friday		

a) How many cakes were sold on Tuesday ? .....

b) On which day the most cakes were sold ?

.....

c) Which day the least cakes were sold ?

.....

d) How many total cakes were sold in a week ?

.....

Q3 :

All the elves have been helping Santa. This pictogram shows how many gifts each elf has wrapped.



Which elf wrapped the most gifts?

Which 2 elves each wrapped 5 gifts?

Who wrapped the fewest gifts?

How many gifts did Jack wrap?

How many gifts did the elves wrap altogether?